




JOB TYPE	2019	2022	%
1 Management	43,629.04	47,336.53	8%
2 Senior Practitioner	40,808.86	42,589.81	4%
3 Asset Management	38,739.65	42,341.71	9%
4 Senior Social Worker	40,060.55	41,998.35	5%
5 Project Management	40,784.79	41,221.73	1%
6 Policy	38,227.78	40,735.41	7%
7 Legal	38,025.92	40,647.30	7%
8 Economic Development	39,716.44	40,575.36	2%
9 Property Management	36,496.36	40,126.41	10%
10 Building Control	36,154.04	38,134.71	5%
11 Public Health	36,380.46	37,871.10	4%
12 Health and Safety	35,270.52	37,428.73	6%
13 Planning	35,689.50	37,311.35	5%
14 IT/Telecoms	36,501.05	36,315.77	-1%
15 Care/Social Work	32,119.46	36,285.49	13%
16 Professional	37,949.23	36,050.29	-5%
17 Engineering/Technical	34,599.81	35,804.80	3%
18 Personnel/HR	35,045.68	35,587.17	2%
19 Environmental Health	33,159.25	35,312.57	6%
20 Finance	35,717.50	35,175.41	-2%
21 Communications	36,100.97	34,987.71	-3%
22 Social Worker	34,105.36	34,904.86	2%
23 Teaching	32,674.81	34,219.79	5%
24 Marketing/PR	34,388.39	34,053.42	-1%
25 Administration/Clerical	22,001.54	33,495.00	52%

JOB TYPE	2019	2022	%
26 Learning & Development	34,651.79	33,195.67	-4%
27 Enforcement	31,378.49	33,173.20	6%
28 Housing	30,327.30	33,022.34	9%
29 Transport	31,861.62	31,543.35	-1%
30 Conservation	33,261.41	31,536.36	-5%
31 Maintenance & Construction	29,962.07	31,462.27	5%
32 Community	30,457.58	31,413.08	3%
33 Homelessness	29,687.31	31,303.99	5%
34 Advice	30,895.08	30,817.64	0%
35 Waste Management	27,546.87	30,344.72	10%
36 Educational Services	32,337.25	30,052.63	-7%
37 Youth Work	28,520.84	29,463.57	3%
38 Customer Services	27,444.25	28,072.10	2%
39 Case Worker	26,744.77	27,777.61	4%
40 Leisure & Tourism	22,453.88	26,423.71	18%
41 Care & Support	25,723.74	25,982.31	1%
42 Support Staff	23,080.90	25,750.21	12%
43 Support Worker	21,260.40	24,171.49	14%
44 Caretaking/Cleaning	25,194.26	23,662.60	-6%
45 Carer/Care Worker	23,063.04	23,429.82	2%
46 Libraries	23,247.78	23,215.16	0%
47 Teaching Support	21,028.17	21,164.80	1%
48 Catering	22,671.91	18,039.79	-20%
49 Teaching Assistant	20,300.06	17,581.67	-13%

Key

	Higher than 5% increase
	Between 0-5% increase
	Decrease